

# Default Report

Spring 2023 ECU Counseling Alumni Survey

May 16, 2023 10:47 AM MDT

## Q2 - Before your current job, what was your former/previous job position and title?

Before your current job, what was your former/previous job position and tit...

---

Therapist

Worship Director, Social Media Manager

Cardiopulmonary technician, UK Healthcare

Family support worker

### Q3 - Before your current job, in which city and state did you previously work?

Before your current job, in which city and state did you previously work?

---

Winchester KY

Richmond, KY

Lexington, KY

Mt. Sterling, KY

## Q4 - What is the name of your current place of employment?

What is the name of your current place of employment?

---

Mustard Tree Counseling

National Youth Advocate Program & Intrust Healthcare

Montgomery Co School district

## Q5 - What is your direct supervisor's email address?

What is your direct supervisor's email address?

---

[Msames@nyap.org](mailto:Msames@nyap.org) & [jesse.miller@intrust-healthcare.com](mailto:jesse.miller@intrust-healthcare.com)

## Q6 - What is the title of your current position?

What is the title of your current position?

---

Counselor

Mental health counselor / therapist

Multi-Tiered Support Coordinator/Mental Health Specialist

## Q7 - In what city and state do you currently work?

In what city and state do you currently work?

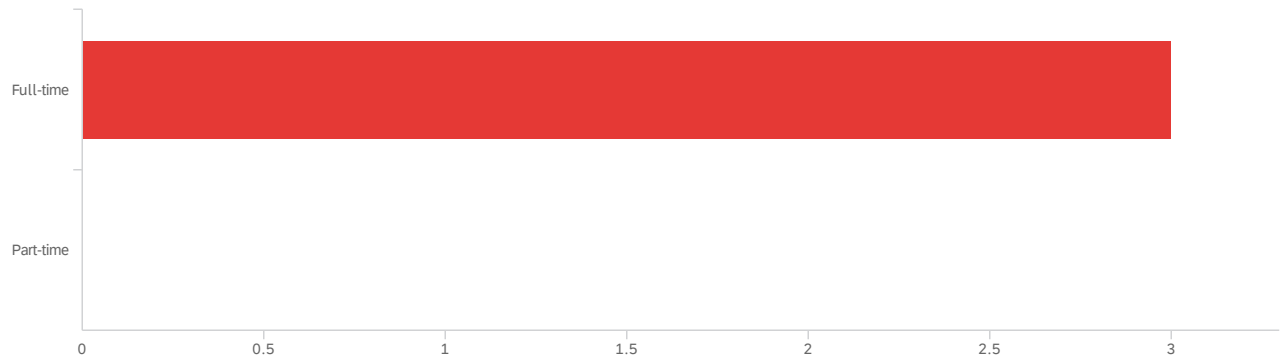
---

Richmond, KY

Lexington KY & Winchester KY

Mt. Sterling, Ky

## Q8 - Do you currently work full-time or part-time?



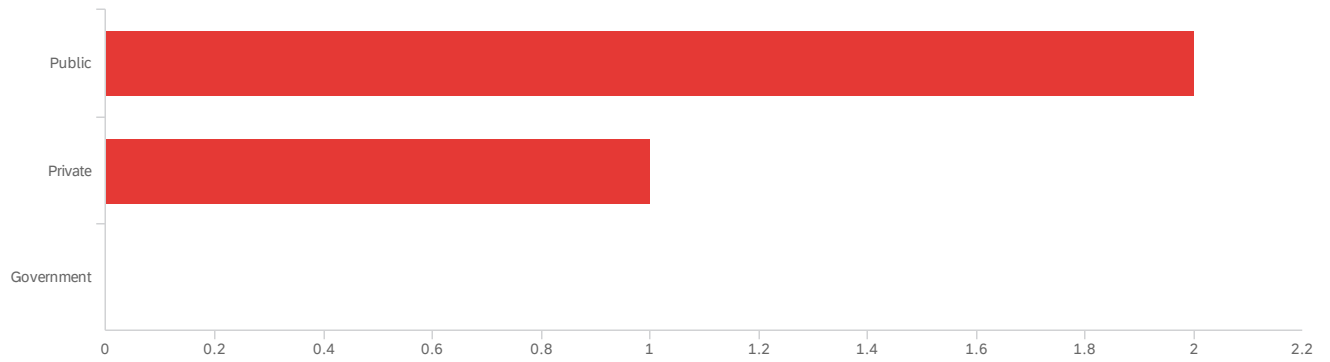
#	Field	Minimum	Maximum	Mean	Std Deviation	Variance	Count
1	Do you currently work full-time or part-time?	1.00	1.00	1.00	0.00	0.00	3

#	Field	Choice Count
1	Full-time	100.00% 3
2	Part-time	0.00% 0

3

Showing rows 1 - 3 of 3

## Q9 - What is the workplace sector of your current job?



#	Field	Minimum	Maximum	Mean	Std Deviation	Variance	Count
1	What is the workplace sector of your current job?	1.00	2.00	1.33	0.47	0.22	3

#	Field	Choice Count
1	Public	66.67% 2
2	Private	33.33% 1
3	Government	0.00% 0
		3

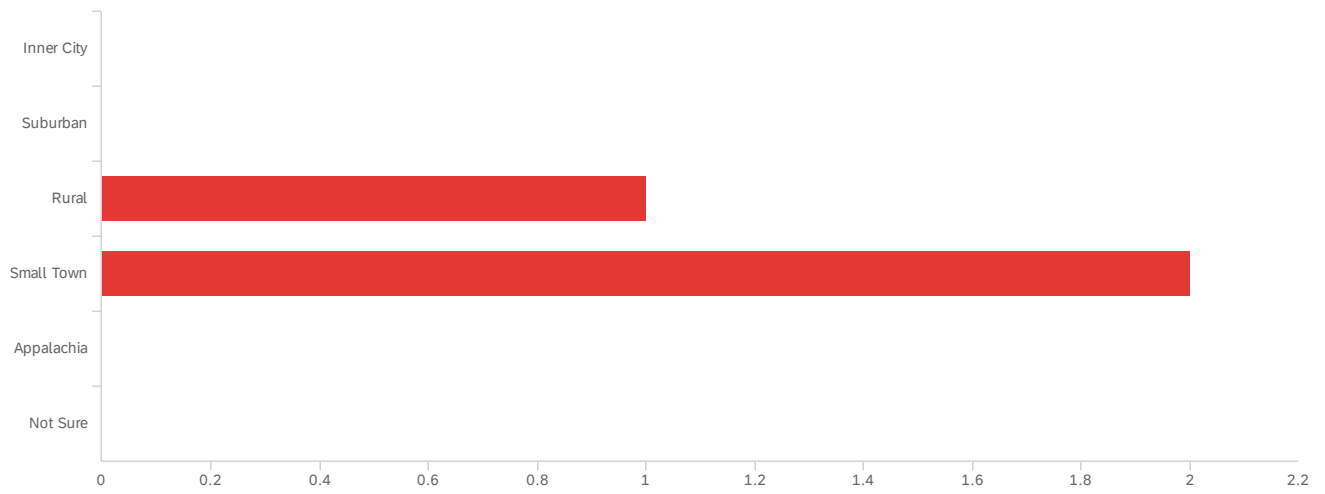
Showing rows 1 - 4 of 4



# Q10 - What is your approximate current salary?

#	Field	Minimum	Maximum	Mean	Std Deviation	Variance	Count
1	Click to write Choice 1	40111.00	64056.00	51435.33	9818.39	96400744.22	3

## Q11 - Which of the following best describes the area served by your current employer?



#	Field	Minimum	Maximum	Mean	Std Deviation	Variance	Count
1	Which of the following best describes the area served by your current employer?	3.00	4.00	3.67	0.47	0.22	3

#	Field	Choice Count
1	Inner City	0.00% 0
2	Suburban	0.00% 0
3	Rural	33.33% 1
4	Small Town	66.67% 2
5	Appalachia	0.00% 0
6	Not Sure	0.00% 0

3

Showing rows 1 - 7 of 7

Q12 - What percentage of your clients do you believe has an income below the average

for the community in which you work?

#	Field	Minimum	Maximum	Mean	Std Deviation	Variance	Count
1	Click to write Choice 1	75.00	80.00	77.33	2.05	4.22	3

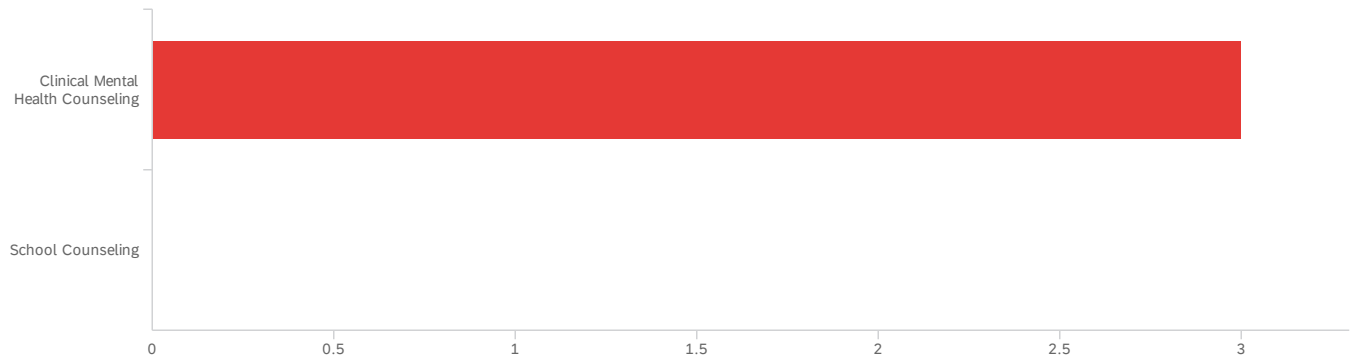
### Q13 - In what year did you graduate from ECU's Counselor Education program?

#	Field	Minimum	Maximum	Mean	Std Deviation	Variance	Count
1	Click to write Choice 1	2021.00	2022.00	2021.67	0.47	0.22	3

Q14 - What was your age at the time of your graduation from ECU's Counselor Education program?

#	Field	Minimum	Maximum	Mean	Std Deviation	Variance	Count
1	Click to write Choice 1	27.00	42.00	33.67	6.24	38.89	3

## Q15 - What was your area of specialization in the ECU Counselor Education program?



#	Field	Minimum	Maximum	Mean	Std Deviation	Variance	Count
1	What was your area of specialization in the ECU Counselor Education program?	1.00	1.00	1.00	0.00	0.00	3

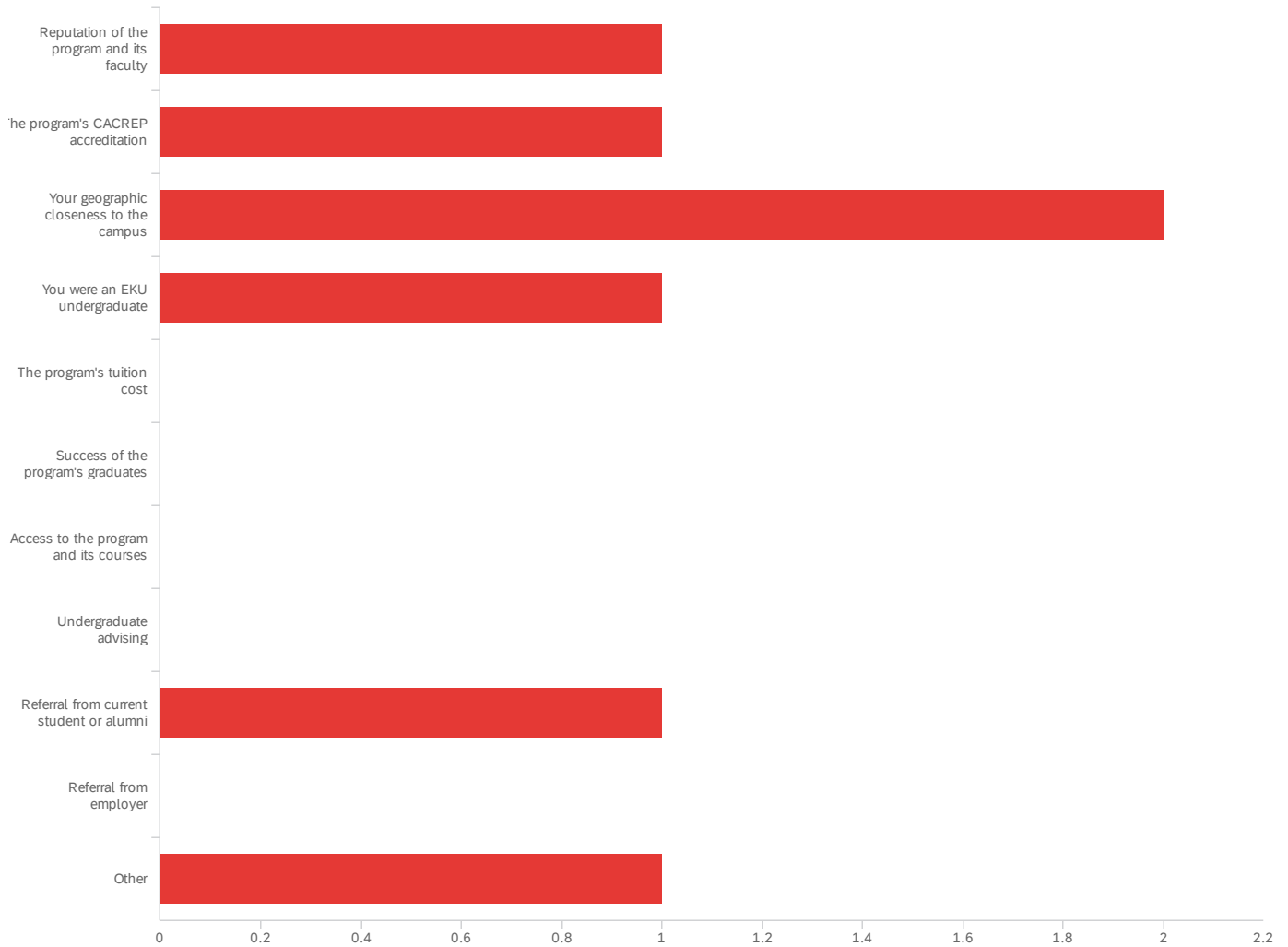
#	Field	Choice Count
1	Clinical Mental Health Counseling	100.00% 3
2	School Counseling	0.00% 0

3

Showing rows 1 - 3 of 3

## Q16 - What was your reason/were your reasons for choosing EKU's Counselor

Education program? (Please select all that apply)



#	Field	Choice Count
1	Reputation of the program and its faculty	14.29% 1
2	The program's CACREP accreditation	14.29% 1
3	Your geographic closeness to the campus	28.57% 2
4	You were an EKU undergraduate	14.29% 1
5	The program's tuition cost	0.00% 0
6	Success of the program's graduates	0.00% 0
7	Access to the program and its courses	0.00% 0

#	Field	Choice Count
8	Undergraduate advising	0.00% 0
9	Referral from current student or alumni	14.29% 1
10	Referral from employer	0.00% 0
11	Other	14.29% 1
		7

Showing rows 1 - 12 of 12

Q16\_11\_TEXT - Other

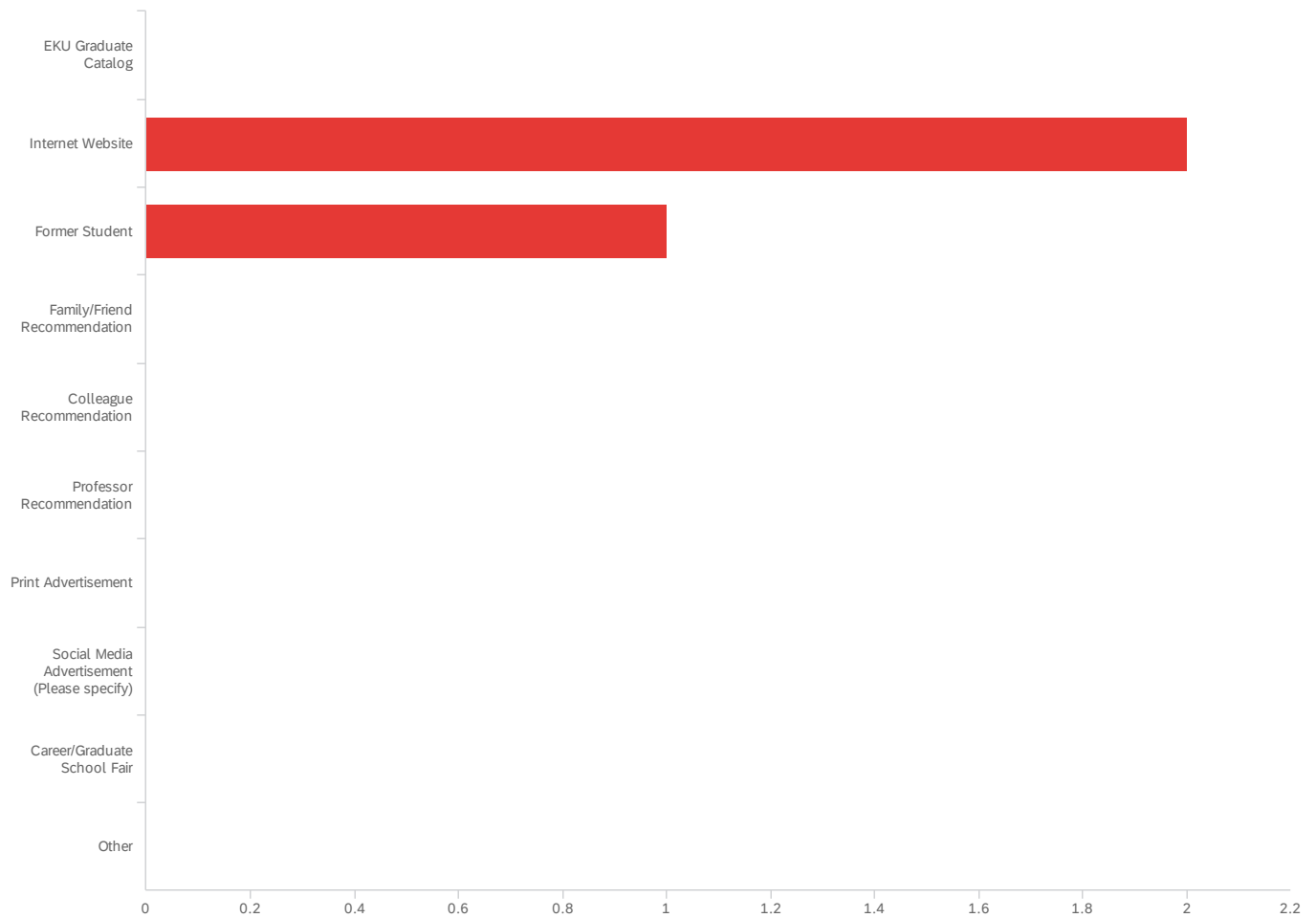
Other

---

At the time, it offered in person classes



## Q17 - How do you hear about the ECU Counselor Education program?



#	Field	Minimum	Maximum	Mean	Std Deviation	Variance	Count
1	How do you hear about the ECU Counselor Education program? - Selected Choice	2.00	3.00	2.33	0.47	0.22	3

#	Field	Choice Count
1	ECU Graduate Catalog	0.00% 0
2	Internet Website	66.67% 2
3	Former Student	33.33% 1
4	Family/Friend Recommendation	0.00% 0
5	Colleague Recommendation	0.00% 0

#	Field	Choice Count
6	Professor Recommendation	0.00% 0
7	Print Advertisement	0.00% 0
8	Social Media Advertisement (Please specify)	0.00% 0
9	Career/Graduate School Fair	0.00% 0
10	Other	0.00% 0

3

Showing rows 1 - 11 of 11

Q17\_8\_TEXT - Social Media Advertisement (Please specify)

Social Media Advertisement (Please specify)

---

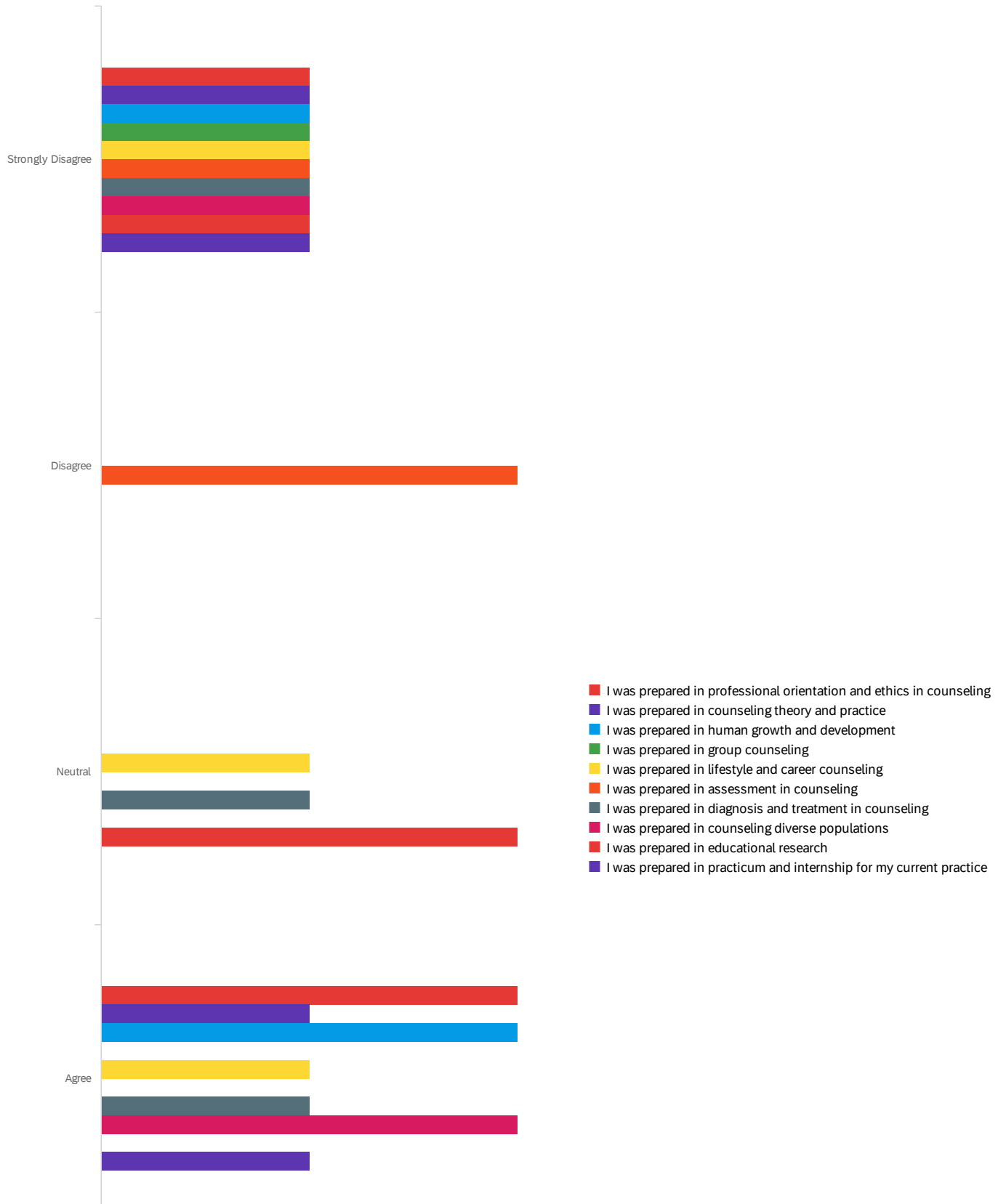
Q17\_10\_TEXT - Other

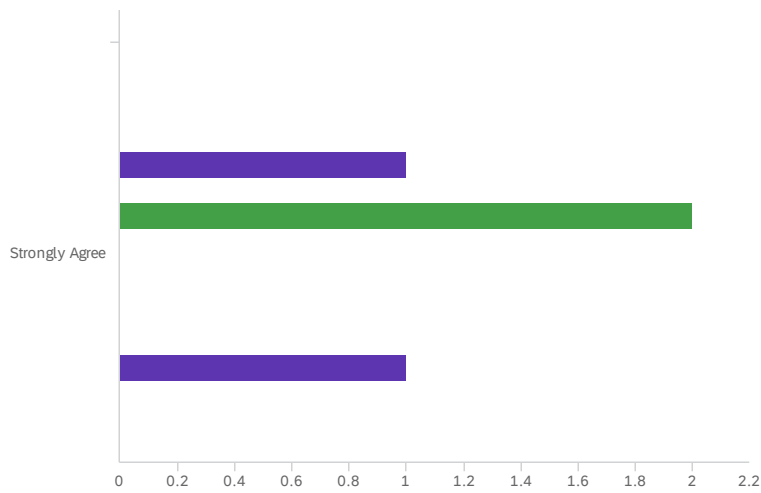
Other

---

# Q18 - Based on your training in EKU's Counselor Education program, how much do you

agree with the following statements:





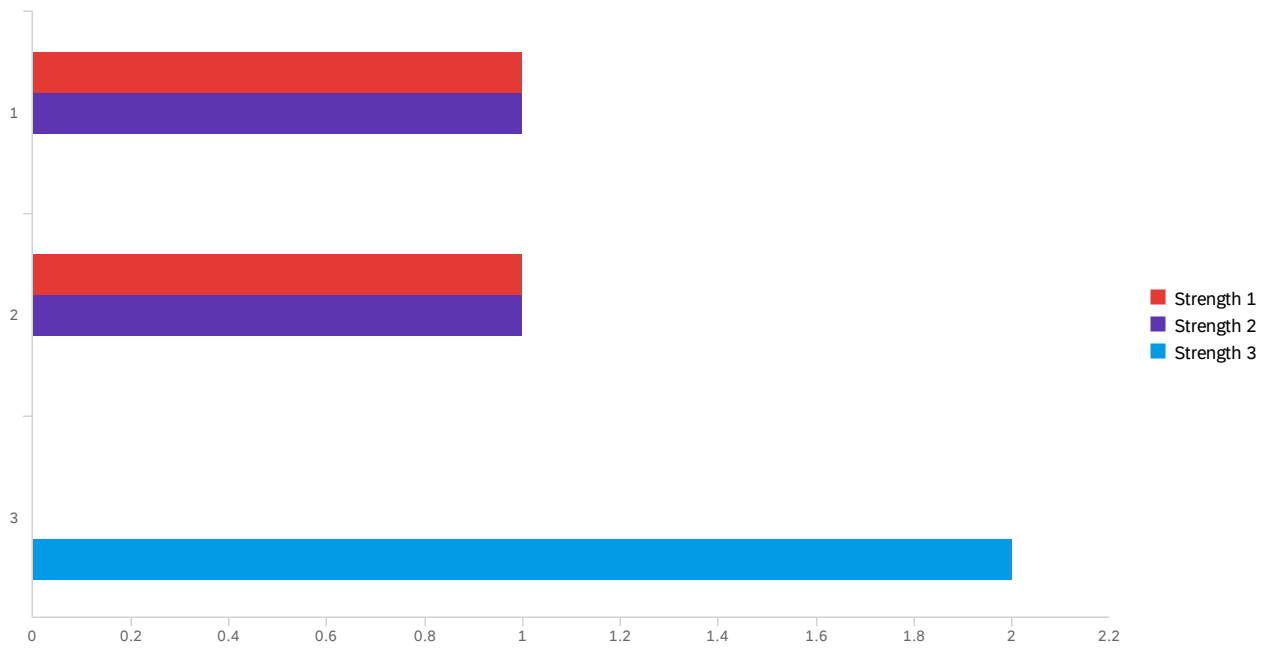
#	Field	Minimum	Maximum	Mean	Std Deviation	Variance	Count
1	I was prepared in professional orientation and ethics in counseling	1.00	4.00	3.00	1.41	2.00	3
2	I was prepared in counseling theory and practice	1.00	5.00	3.33	1.70	2.89	3
3	I was prepared in human growth and development	1.00	4.00	3.00	1.41	2.00	3
4	I was prepared in group counseling	1.00	5.00	3.67	1.89	3.56	3
5	I was prepared in lifestyle and career counseling	1.00	4.00	2.67	1.25	1.56	3
6	I was prepared in assessment in counseling	1.00	2.00	1.67	0.47	0.22	3
7	I was prepared in diagnosis and treatment in counseling	1.00	4.00	2.67	1.25	1.56	3
8	I was prepared in counseling diverse populations	1.00	4.00	3.00	1.41	2.00	3
9	I was prepared in educational research	1.00	3.00	2.33	0.94	0.89	3
10	I was prepared in practicum and internship for my current practice	1.00	5.00	3.33	1.70	2.89	3

#	Field	Strongly Disagree	Disagree	Neutral	Agree	Strongly Agree	Total
1	I was prepared in professional orientation and ethics in counseling	33.33% 1	0.00% 0	0.00% 0	66.67% 2	0.00% 0	3
2	I was prepared in counseling theory and practice	33.33% 1	0.00% 0	0.00% 0	33.33% 1	33.33% 1	3
3	I was prepared in human growth and development	33.33% 1	0.00% 0	0.00% 0	66.67% 2	0.00% 0	3

#	Field	Strongly Disagree	Disagree	Neutral	Agree	Strongly Agree	Total
4	I was prepared in group counseling	33.33% 1	0.00% 0	0.00% 0	0.00% 0	66.67% 2	3
5	I was prepared in lifestyle and career counseling	33.33% 1	0.00% 0	33.33% 1	33.33% 1	0.00% 0	3
6	I was prepared in assessment in counseling	33.33% 1	66.67% 2	0.00% 0	0.00% 0	0.00% 0	3
7	I was prepared in diagnosis and treatment in counseling	33.33% 1	0.00% 0	33.33% 1	33.33% 1	0.00% 0	3
8	I was prepared in counseling diverse populations	33.33% 1	0.00% 0	0.00% 0	66.67% 2	0.00% 0	3
9	I was prepared in educational research	33.33% 1	0.00% 0	66.67% 2	0.00% 0	0.00% 0	3
10	I was prepared in practicum and internship for my current practice	33.33% 1	0.00% 0	0.00% 0	33.33% 1	33.33% 1	3

Showing rows 1 - 10 of 10

## Q19 - What are three strengths of EKU's Counselor Education program?



#	Field	Minimum	Maximum	Mean	Std Deviation	Variance	Count
1	Strength 1	1.00	2.00	1.50	0.50	0.25	2
2	Strength 2	1.00	2.00	1.50	0.50	0.25	2
3	Strength 3	3.00	3.00	3.00	0.00	0.00	2

#	Field	1	2	3	Total
1	Strength 1	50.00% 1	50.00% 1	0.00% 0	2
2	Strength 2	50.00% 1	50.00% 1	0.00% 0	2
3	Strength 3	0.00% 0	0.00% 0	100.00% 2	2

Showing rows 1 - 3 of 3

## Q20 - What can ECU's Counselor Education program do to better prepare its students and graduates to become professional counselors?

What can ECU's Counselor Education program do to better prepare its student...

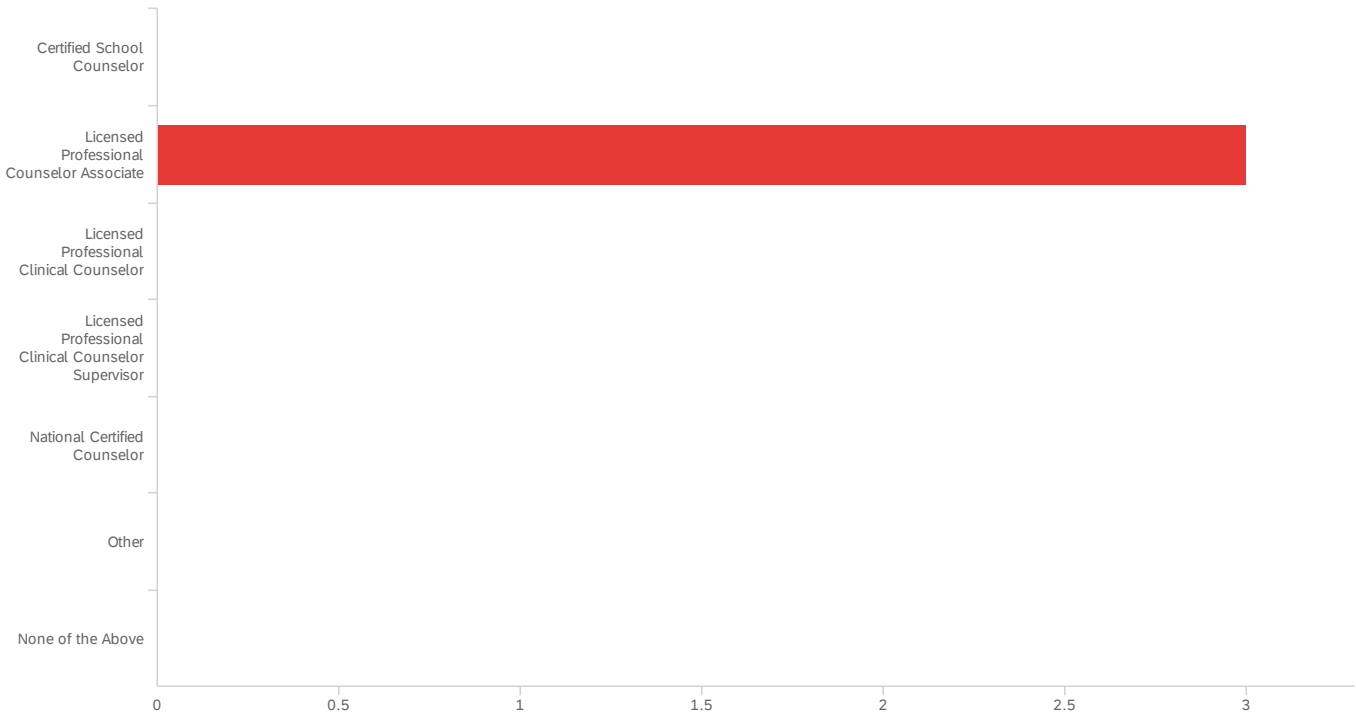
---

More assessment and diagnosis for Clinician people

More information and preparation for the licensure process

More discussion of how ethics will play into the "real world"

Q21 - Since graduation, which professional certification and/or licensure have you achieved? (Please select all that apply)



#	Field	Choice Count
1	Certified School Counselor	0.00% 0
2	Licensed Professional Counselor Associate	100.00% 3
3	Licensed Professional Clinical Counselor	0.00% 0
4	Licensed Professional Clinical Counselor Supervisor	0.00% 0
5	National Certified Counselor	0.00% 0
6	Other	0.00% 0
7	None of the Above	0.00% 0
		3

Showing rows 1 - 8 of 8

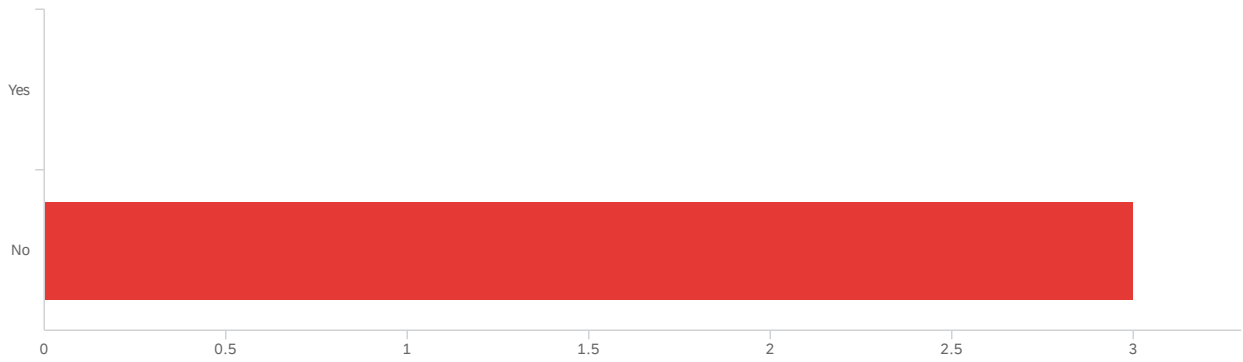
Q21\_6\_TEXT - Other

Other





Q22 - Since graduation, have you practiced as a clinical/school counselor supervisor?



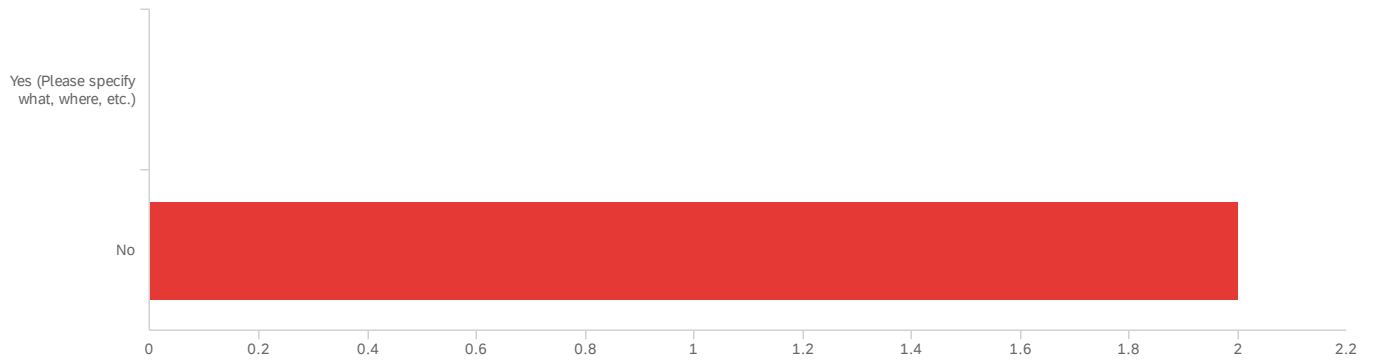
#	Field	Minimum	Maximum	Mean	Std Deviation	Variance	Count
1	Since graduation, have you practiced as a clinical/school counselor supervisor?	2.00	2.00	2.00	0.00	0.00	3

#	Field	Choice Count
1	Yes	0.00% 0
2	No	100.00% 3

3

Showing rows 1 - 3 of 3

## Q23 - Did you receive coursework/training to perform supervision?



#	Field	Minimum	Maximum	Mean	Std Deviation	Variance	Count
1	Did you receive coursework/training to perform supervision? - Selected Choice	2.00	2.00	2.00	0.00	0.00	2

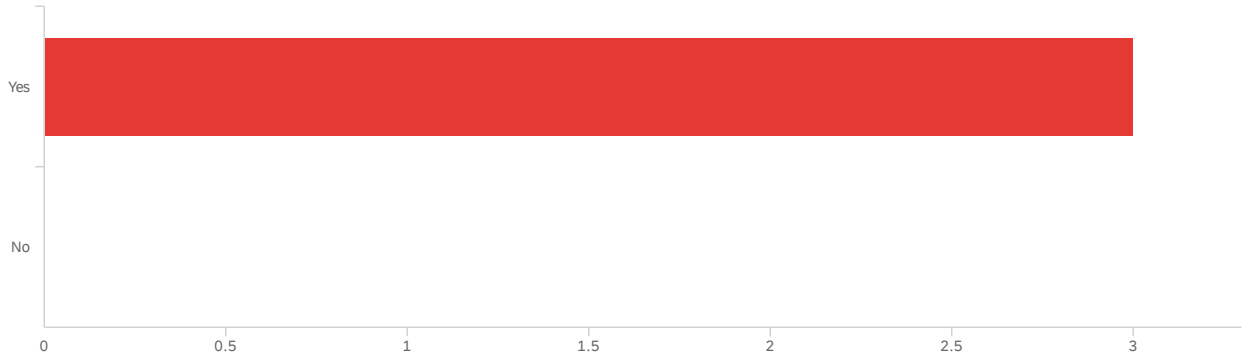
#	Field	Choice Count
1	Yes (Please specify what, where, etc.)	0.00% 0
2	No	100.00% 2

Showing rows 1 - 3 of 3

### Q23\_1\_TEXT - Yes (Please specify what, where, etc.)

Yes (Please specify what, where, etc.)

Q24 - Since graduation, have you participated in local, state, regional, and/or national professional associations/organizations?



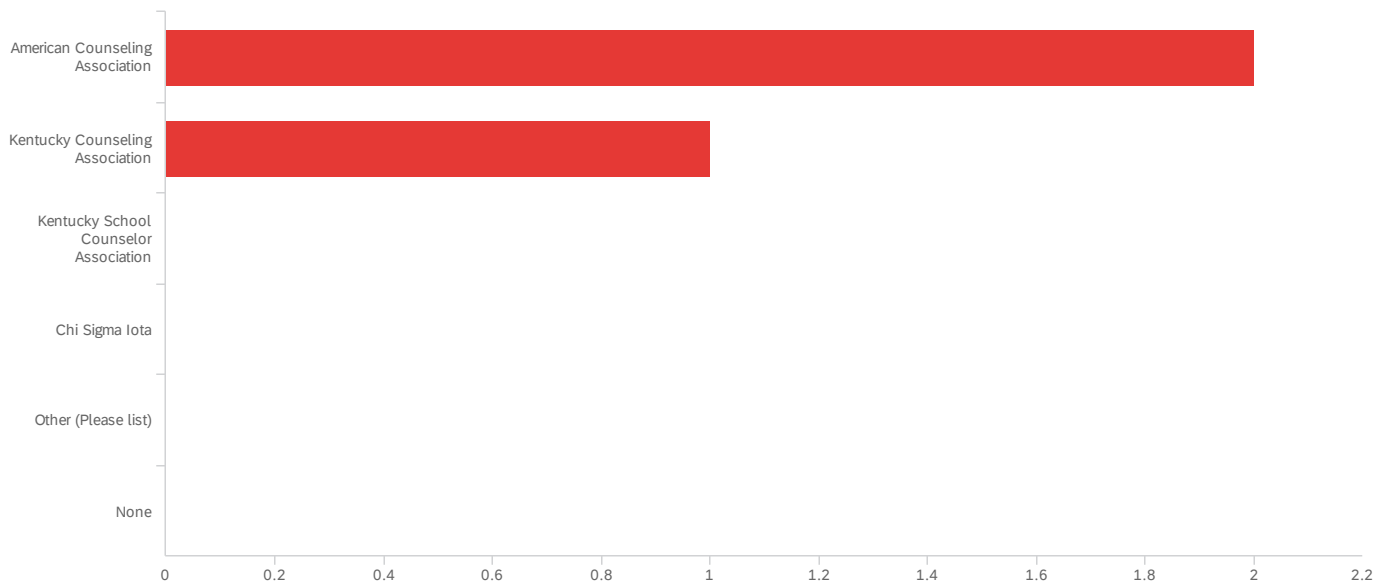
#	Field	Minimum	Maximum	Mean	Std Deviation	Variance	Count
1	Since graduation, have you participated in local, state, regional, and/or national professional associations/organizations?	1.00	1.00	1.00	0.00	0.00	3

#	Field	Choice Count
1	Yes	100.00% 3
2	No	0.00% 0

3

Showing rows 1 - 3 of 3

## Q25 - In which professional associations/organizations have you participated?



#	Field	Minimum	Maximum	Mean	Std Deviation	Variance	Count
1	In which professional associations/organizations have you participated? - Selected Choice	1.00	2.00	1.33	0.47	0.22	3

#	Field	Choice Count
1	American Counseling Association	66.67% 2
2	Kentucky Counseling Association	33.33% 1
3	Kentucky School Counselor Association	0.00% 0
4	Chi Sigma Iota	0.00% 0
5	Other (Please list)	0.00% 0
6	None	0.00% 0

3

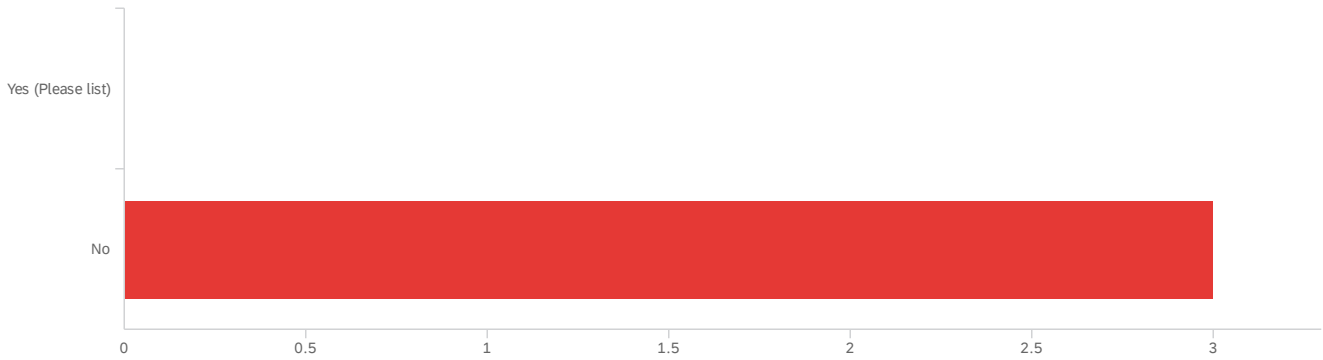
Showing rows 1 - 7 of 7

### Q25\_5\_TEXT - Other (Please list)

Other (Please list)



Q26 - Have you held office/a leadership position for a local, state, regional, and/or national professional association/organization?



#	Field	Minimum	Maximum	Mean	Std Deviation	Variance	Count
1	Have you held office/a leadership position for a local, state, regional, and/or national professional association/organization? - Selected Choice	2.00	2.00	2.00	0.00	0.00	3

#	Field	Choice Count
1	Yes (Please list)	0.00% 0
2	No	100.00% 3

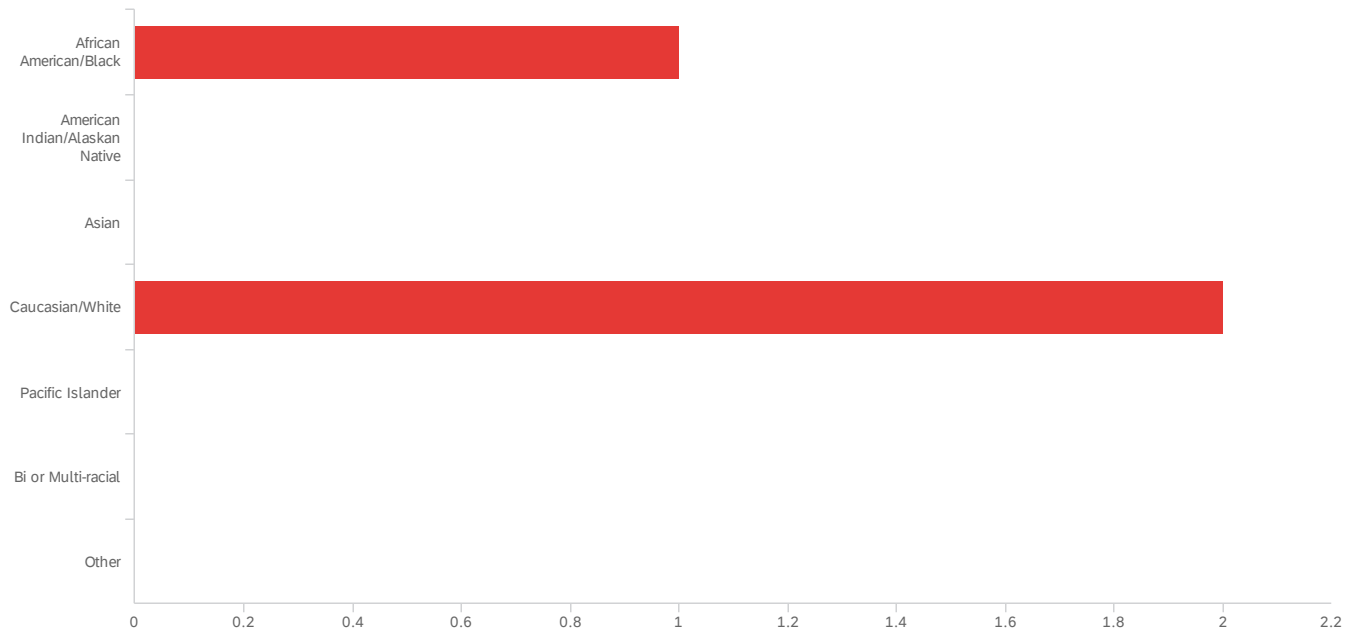
3

Showing rows 1 - 3 of 3

Q26\_1\_TEXT - Yes (Please list)

Yes (Please list)

## Q27 - What is your race/ethnicity?



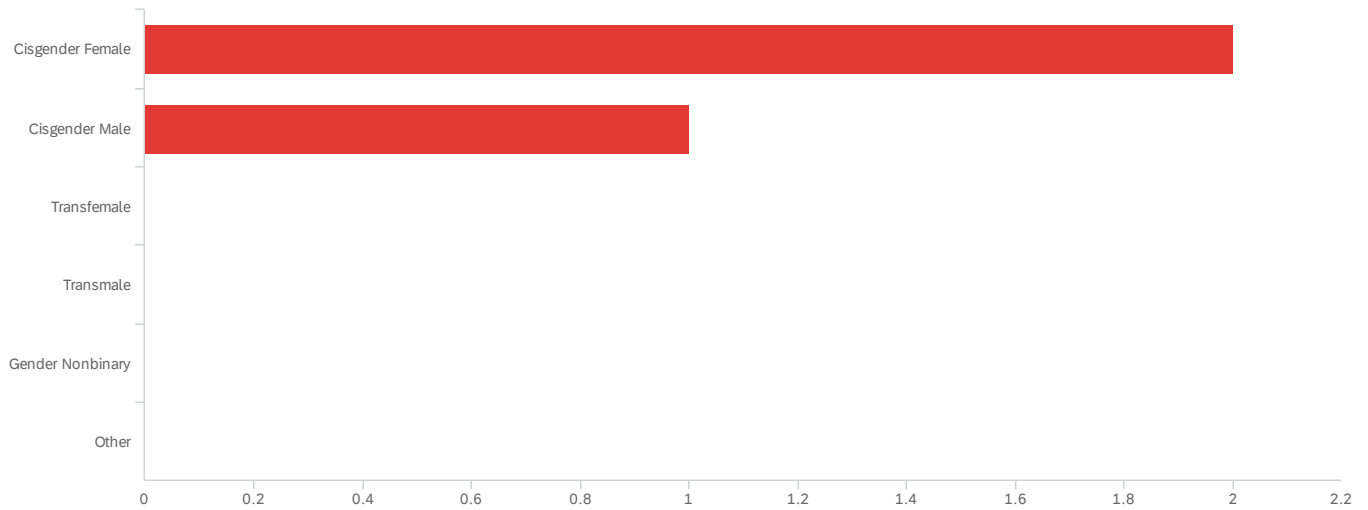
#	Field	Minimum	Maximum	Mean	Std Deviation	Variance	Count
1	What is your race/ethnicity?	1.00	4.00	3.00	1.41	2.00	3

#	Field	Choice Count
1	African American/Black	33.33% 1
2	American Indian/Alaskan Native	0.00% 0
3	Asian	0.00% 0
4	Caucasian/White	66.67% 2
5	Pacific Islander	0.00% 0
6	Bi or Multi-racial	0.00% 0
7	Other	0.00% 0
		3

Showing rows 1 - 8 of 8



## Q28 - What is your gender?



#	Field	Minimum	Maximum	Mean	Std Deviation	Variance	Count
1	What is your gender?	1.00	2.00	1.33	0.47	0.22	3

#	Field	Choice Count
1	Cisgender Female	66.67% 2
2	Cisgender Male	33.33% 1
3	Transfemale	0.00% 0
4	Transmale	0.00% 0
5	Gender Nonbinary	0.00% 0
6	Other	0.00% 0

3

Showing rows 1 - 7 of 7

**End of Report**

